



# Design Pine

Innovative Timber Ideas

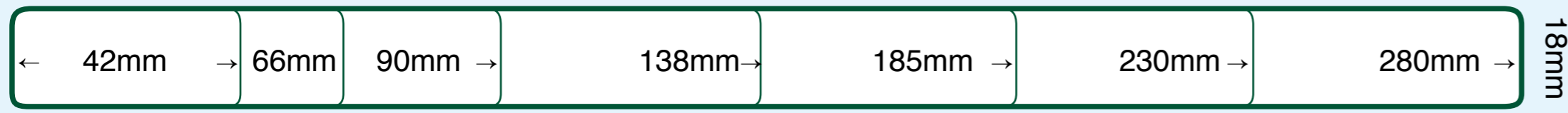
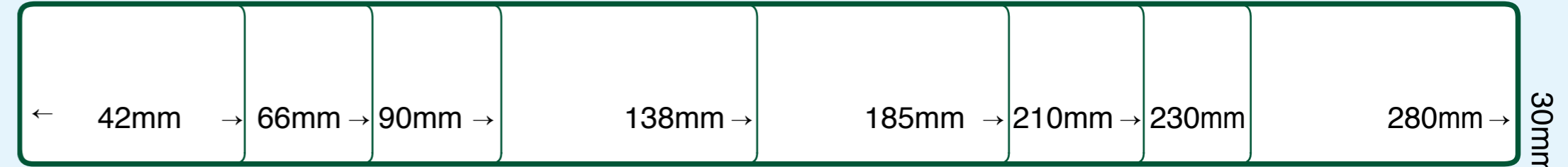
[www.designpine.com](http://www.designpine.com)

## BOARDS

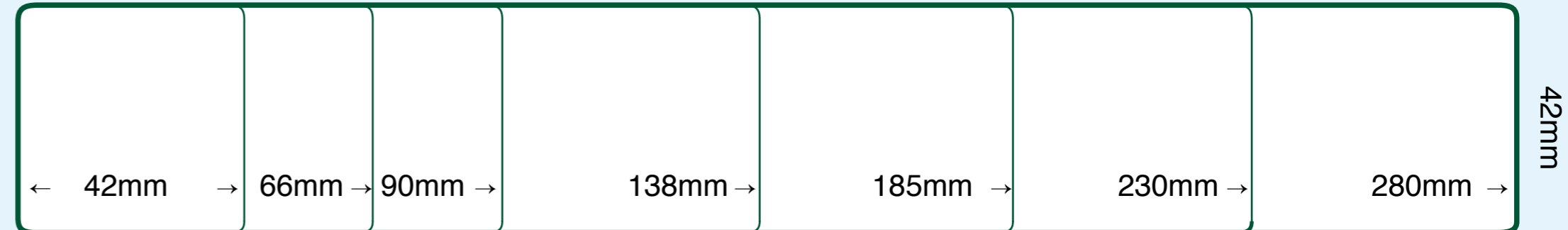
Finger Joint DAR Square



Finger Joint DAR Pencil Round




Finger Joint DAR Pencil Round




## BEAMS & POSTS


Not to actual size




140 x 65mm




Beams: Finger jointed laminated GL8  
180 x 65mm




240 x 65mm




280 x 65mm




88 x 88mm



112 x 112mm

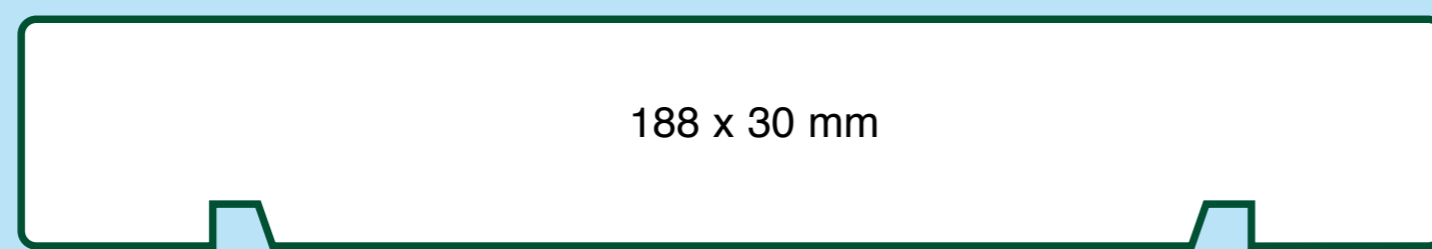


Posts: Finger joint laminated GL8  
135 x 135mm

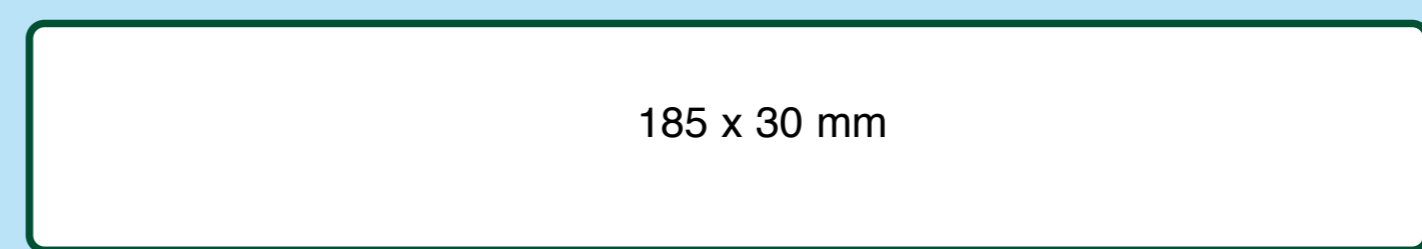


185 x 185mm  
AVAILABLE ON REQUEST

## FASCIA

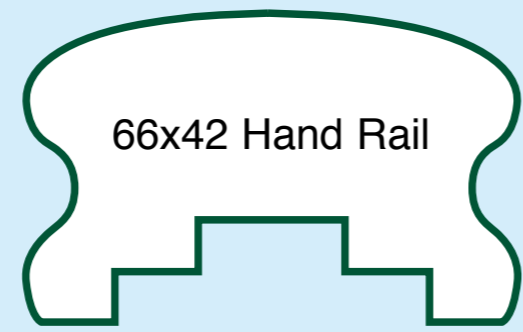


188 x 30 mm

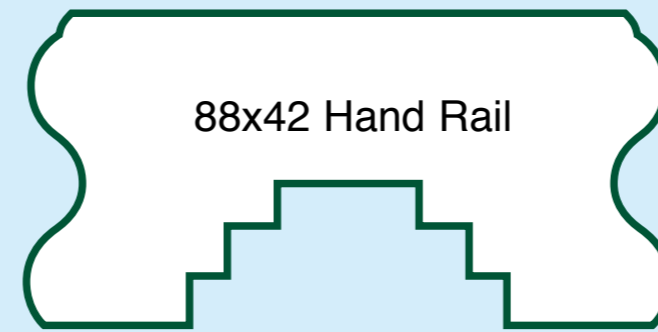


185 x 30 mm

## HANDRAILS

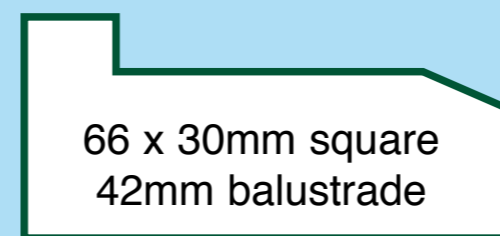


66x42 Hand Rail



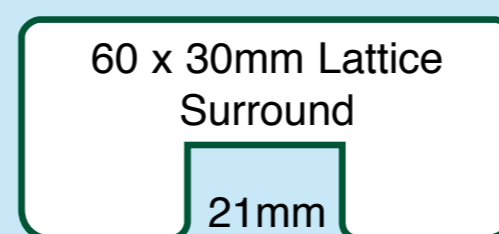
88x42 Hand Rail

## BOTTOM RAILS



66 x 30mm square  
42mm balustrade

## LATTICE SURROUNDS



60 x 30mm Lattice  
Surround  
21mm

## QUADS & SCOTIAS



18mm Quad



30mm Scotia

# Product Profiles

The Design Pine range of finger jointed and/or laminated engineered timber products are suitable for all above ground, outdoor structural and decorative building applications, eg: pergolas, decks, carports, verandahs, balconies and railings.